



5TH CATEGORY - HISTORIC RACING
GROUP N
 APPROVED VEHICLE SPECIFICATION

This form details the approved specifications of individual vehicle models in the 5th Category Historic car group. To be issued with an Historic Log Book, cars need to comply with these specifications, the physical appearance shown in the illustrations and the general historic rules as detailed in the current Motorsport Australia Manual.

Make of Car:	Ford	Model:	Falcon XT GT
Period of Original Manufacture:	1967-1968		
Motorsport Australia Historic Group:	Group Nc		
Date of Issue of this Document:	September 2021		



Refer to Motorsport Australia Manual of Motor Sport, Vehicle Eligibility, Historic Touring Cars, General Requirements & Nc Regulations for permitted modifications.

Update Log

SECTION 1 - CHASSIS

1.1. CHASSIS

Description:	Unitary Construction
Period of Manufacture:	1967-1968
Manufacturer:	Ford Motor Company
Chassis Number From:	JG33XXXXXX
Chassis Number location:	Left side of radiator support panel. VIN is stamped on the front edge of the passenger side spring tower.
Comments	Steel

1.2. FRONT SUSPENSION

Description:	Independent - upper wishbone, lower control arm & castor rod		
Spring Medium:	Coil		
Damper Type:	Telescopic	Adjustable:	No
Anti-sway bar:	Fitted	Adjustable:	No
Suspension adjustable:	Yes	Method:	Caster, camber and toe, spring height.
Comments:	Refer to Appendix A		

1.3. REAR SUSPENSION

Description:	Live rear axle		
Spring Medium:	Semi-elliptical leaf		
Damper Type:	Telescopic	Adjustable:	No
Anti-sway bar:	No	Adjustable:	N/A
Suspension adjustable:	No	Method:	N/A
Comments:	Refer to Appendix A		

1.4. STEERING

Type:	Recirculating ball 16:1 box.	Make:	Ford
Comments	Recirculating ball 20:1 ratio Power steering - RAM assist – 16:1 ratio. Original non collapsible column may be replaced with collapsible column from the later XY Falcon which retains original appearance and indicator switch location.		

1.5. BRAKES

	Front	Rear
Type:	Disc, Solid	Drum
Dimensions:	279.4mm	254mm x 45mm
Material of drum/disc:	Cast iron	Cast iron
No. cylinders/pots per wheel:	One	One
Actuation:	Hydraulic	Hydraulic
Caliper make:	PBR Ford two piston	
Caliper type:	Floating	
Material:	Cast iron	
Master cylinder make:	PBR	
Type:	Tandem	
Adjustable bias:	No	
Servo Fitted:	Yes	
Comments:	None	

SECTION 2 - ENGINE

2.1. ENGINE

Make:	Ford		
Model:	302 Windsor		
No. cylinders:	Eight	Configuration:	Ve
Cylinder Block-material:	Cast iron	Two/Four Stroke:	Four
Bore - Original:	101.6mm	Max allowed:	103.1mm
Stroke - original:	76.2 mm	Max allowed:	76.2 mm
Capacity - original:	4942 cc	Max allowed:	5089 cc
Identifying marks:	The engine number is stamped on the front of the block behind the alternator. In later models this was stamped at the back of the block behind the intake manifold.		
Cooling method:	Liquid		
Comments:	Ford M-6010-BOSS 302 block with a rev limit of 7500rpm as a replacement for the original block is approved for use. Logbook endorsed and the engine sealed required. See Appendix A.		

2.2. CYLINDER HEAD

Make:	Ford		
No. of valves/cylinder:	Two	Inlet: One	Exhaust: One
No. of ports total:	Eight	Inlet: Four	Exhaust: Four
No. of camshafts:	One	Location: Block	Drive: Chain
Valve actuation:	Pushrod and rocker		
Spark plugs/cylinder:	One		
Identifying marks:	N/A		
Comments:	Aftermarket cylinder head use is allowed upon individual application. Approved cast iron cylinder heads are: <ul style="list-style-type: none"> • Dart Iron Eagle No. 1330008, • RHS Pro Action Small Block Ford No. 35305 • World Products Windsor Junior. See Appendix A.		

2.3. LUBRICATION

Method:	Wet sump	Oil tank location:	N/A
Dry sump pump type:	N/A	Location:	N/A
Oil cooler standard:	No	Location:	N/A
Comments:	Oil cooler permitted		

2.4. IGNITION SYSTEM

Type:	Points, coil & distributor
Make:	Autolite
Comments	Breakerless electronic ignition permitted

2.5. FUEL SYSTEM

Carburettor Make:	Autolite	Model:	4300-4v
Carburettor Number:	One		
Size:	N/A		
Fuel injection Make:	N/A	Type:	N/A
Supercharged:	No	Type:	N/A
Comments:	None		

SECTION 3 - TRANSMISSION

3.1. CLUTCH

Make:	Ford
Type:	Diaphragm
Diameter:	241.5 mm
No. of Plates:	Two
Actuation:	Hydraulic
Comments:	None

3.2. TRANSMISSION

Type:	Synchromesh
Make:	Ford Top loader
Gearbox location:	Behind Engine
No. forward speeds:	Four
Gearchange type and location:	Remote lever floor
Case material:	Cast iron
Identifying marks:	N/A
Comments:	None

3.3. FINAL DRIVE

Make:	Borg Warner	Model:	8 inch
Type:	Live axle		
Ratios:	2.93:1		
Differential type:	Limited slip		
Comments:	4 pinion carrier std		

3.4. TRANSMISSION SHAFTS (EXPOSED)

Number:	One
Location:	Gearbox to Final Drive
Description:	Open tailshaft
Comments:	Steel

3.5. WHEELS & TYRES

Wheel type - Original:	Pressed disc	Material - Original:	Steel
Wheel type - Allowed:	Cast	Material - Allowed:	Alloy
Fixture method:	Stud and nut	No. studs:	Five
Wheel dia. & rim width	FRONT		REAR
Original:	5.5" x 14"		5.5" x 14"
Allowed	8" x 15"		8" x 15"
Tyre Section:			
Allowed:	Refer approved tyre list.		
Aspect ratio - minimum:	60% minimum aspect ratio.		
Comments:	None		

-

SECTION 4 GENERAL



4.1. FUEL SYSTEM

Tank Location:	Boot floor	Capacity:	75 litres
Fuel pump, type:	Mechanical on block	Make:	Ford
Comments:	None		

4.2. ELECTRICAL SYSTEM

Voltage:	12	Alternator fitted:	Alternator
Battery Location:	Engine bay RHF		
Comments:	None		

4.3. BODYWORK

Type:	Sedan	Material:	Steel
No. of seats:	Five	No. doors:	Four
Comments:	<p>Divided grille, and inset driving lights for the GT.</p>  <p>The GT also replaced the thick lower body stripes of the XR with narrow stripes along the waistline from grille to tail light. The tail lights were still round, but instead of the small round indicator of the XR, the XT model had a long indicator across the light.</p>  <p>Bumpers were the same as the XR. XR and XT panels are not interchangeable:</p> <ul style="list-style-type: none"> • XT bonnets have different under reinforcing patterns to XR bonnets; • XR and XT doors are not interchangeable as the door latch and handle mechanisms of both cars are very different and in different locations • front guards are not interchangeable between XR and XT due to the headlight retaining panels welded to the guards being very different – XR has heavy die cast covers whereas XT has pressed alloy ones. • Boot lids are also different from XR to XT due to holes for badges 		

4.4. DIMENSIONS

Track - Front:	1473 mm	Rear:	1473 mm
Wheelbase:	2827 mm	Overall length:	4689 mm
Dry weight:	1429 kg		
Comments:	None		

4.5. SAFETY EQUIPMENT

Refer applicable Group Regulations

Appendix A

Suspension

Front

Ride height and spring rate may be changed by variation of coil springs; Change of sway bar diameter permitted; dampers free subject to original mountings being used and period technology limitation. Spring height adjustment permitted.

Rear

Spring height adjustment permitted.

Engine

Block

Ford replacement block for the Windsor 302 engine, part number M-6010BOSS302 is approved for use. Logbook endorsed and the engine sealed required.

Cylinder Heads

Approved cast iron cylinder heads are:

- Dart Iron Eagle No. 1330008 *
- RHS Pro Action Small Block Ford No. 35305
- World Products Windsor Junior.

The heads are to be in the manufactured state, save for refacing the cylinder gasket face and matching the inlet ports by not more than 12mm from the port face.

- * Dart Iron Eagle require the use of a MSD Soft Touch rev limiter Part No 8728 with a 7500 RPM limit. The limiter will be subject to testing at race meetings. The limiter will be located in an easily accessible position within the engine bay.

Sealing procedure for engines using the substitute cylinder head

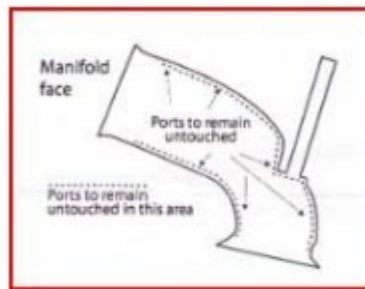
1. Engine to be assemble to short motor without sump.
2. Heads to be assembled ready to be fitted to engine.
3. 2 sump bolts/studs to be drilled. 2 top timing case bolts/studs to be drilled.
4. The sealer will pick two valves from one cylinder of either head to be removed to check that under the valve head and the ports are unmodified and that the valve heads are 1.94" in diameter for the inlet, and 1.6" for the exhaust.
5. Check the inlet and exhaust ports are unmodified except for the allowance allowed, from the manifold faces, into the port for manifold alignment.
6. Combustion chambers are to be as per above.
7. Measure bore and stroke.
8. Note whether 2 bolt or 4 bolt block.
9. Fit sump and fit seal. Seal timing case.
10. Fit heads and drill holes in appropriate positions in the corners of the block and heads to enable wire and seals to be fitted.
11. Seal heads to block. Note seal numbers. Competitor gets a signed sealers document.

Note: If the heads are removed, they must be re-sealed following the above points 4, 5, 10 and 11.

Allowances

1. Surfacing of the head face is allowed to achieve required combustion chamber volume or restore the cylinder head from engine failure damage and/or overheating.

2. K Line .030" bronze valve guide inserts are allowed if required and to recondition to standard size from excessive wear.
3. Port match inlet and exhaust ports to manifold to a maximum of the allowed depth from the manifold face. Inlet and exhaust ports must be left completely untouched from under the valve seats to within allowed depth from the manifold face. Machining is allowed of the valve spring pad and valve guide outside diameter and length as well as pushrod holes. This will enable spring locators, valve springs, stem seals, valve spring installation height and pushrod clearance to be correctly set up and fitted.
4. Valve seat cutting/grinding is allowed, but the original valve sizes of inlet and exhaust must be retained. No machining is permitted under the valve seat.
5. No machining is permitted in the combustion chamber. Combustion chambers must be left completely untouched except for original machining by the manufacturer. i.e. No machining, no hard or soft wire brushing, no coarse or fine grinding either by hand, machine or high-speed grinder etc, no shot peening, no sand blasting, no glass bead blasting, no water blasting, no hand scraping, no filing, no emery wheels or stones, no acid etching, no chiselling, no hammering or pneumatic peening, no flexi honing, no spark eroding, no removal of any metal by milling machine.



Appendix B

Additional information

The dash has a full-size tachometer calibrated to 7000rpm.

Speedo calibrated to 140 MPH.

Other gauges present are fuel, water temperature and oil pressure