

**Group 3E RECOGNITION DOCUMENT**

A) Vehicle seen from 3/4 front



B) Vehicle seen from 3/4 rear



**1. GENERAL**

101. Manufacturer

**BAYERISCHE MOTOREN WERKE AG (BMW)**

102. Commercial name(s) - Model and type

**335i E92 COUPE**

103. Engine capacity

**2979 cm<sup>3</sup> Corrected engine capacity 2979 x 1.7 = 5064 cm<sup>3</sup>**

104. Type of car construction

a) Type

|   |   |
|---|---|
| <input type="checkbox"/> separate chassis | <input checked="" type="checkbox"/> X monocoque |
|---|---|

b) Material of chassis / bodyshell

**STEEL**

106. Number of seats

**4**

**2. DIMENSIONS, WEIGHT**

Minimum Racing Weight

**1481 kg**

202. Overall length

**4580 mm ± 1 %**

203. Maximum overall width

**1985 mm ± 1 %** Where measured **AT FRONT DOOR**

204. Width of bodywork

a) At front axle **1745 mm ± 1 %**

b) At rear axle **1765 mm ± 1 %**

206. Wheelbase **2760 mm ± 1 %**

207. Maximum track

a) Front **1500 mm**

b) Rear **1513 mm**

**Make**

**BMW**

**Model**

**335i E92**

**SPC Recognition Document**

**3-09-004**

**3. ENGINE**

(In case of rotary engine, see Art. 335 on additional form)

301. Location and position of the engine **FRONT**

302. Number of mounts **2**

Engine in its compartment

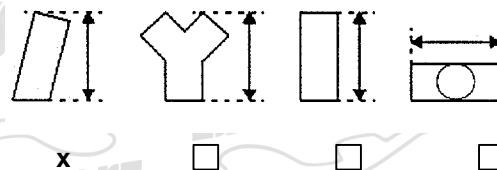


304. Supercharging  yes  no

Maximum manifold pressure **0.80 bar**

Type and number of compressors **2**

305. Number and layout of cylinders **6**



312. Cylinder block material **ALUMINIUM ALLOY**

310. Compression ratio **10.2: 1**

313. Sleeves a)  yes  no b) Material steel  c)  wet  dry

314. Bore **84**+0/- 0.1 mm

316. Stroke **89.6**+0/- 0.1 mm

321. Cylinderhead a) Number **1** b) Material **ALUMINIUM ALLOY**

324. Fuel feed by injection : a) Make **BMW** b) Model **HPI (DI 2)**

f) Position of injectors

f1)  Manifold  X Cylinderhead

325. Camshaft a) Number **2** b) Location **DOHC**  
c) Drive system **CHAIN** d) Type of valve operation **ROCKER ARM**

327. Intake a) Material of manifold **PLASTIC**  
b) Number of manifold elements **1** c) Number of valves per cylinder **2**

328. Exhaust



**Make**

**BMW**

**Model**

**335i E92**

**SPC Recognition Document**

**3-09-004**

- a) Material of manifold **STEEL**
- b) Number of manifold elements **2**
- d) Number of valves per cylinder **2**
- p) External Diameter of exhaust pipe between manifold and first silencer **60** mm ± 5%

**330. Ignition system**

- a) Type **ELECTRONIC**
- b) Number of plugs per cylinder **1**
- c) Number of distributors **XXX**
- d) Number of coils **6**

**331. Cooling system**

Capacity **8.2** l

**332. Cooling fan**

- a) Number **1**
- b) Diameter of the fan **500** mm
- c) Material of the fan **PLASTIC**
- d) Number of blades **7**
- e) Type of drive **ELECTRIC MOTOR**
- f) Automatic cut in 

|   |                             |
|---|-----------------------------|
| <input checked="" type="checkbox"/> yes | <input type="checkbox"/> no |
|---|-----------------------------|

**333. Lubrication system**

- a) Type **WET SUMP**
- c) Total capacity **9** L
- e) Location of the cooler(s) **FRONT**
- f) Type of the cooler(s) **AIR**

**4. FUEL CIRCUIT**

**401. Fuel tank**

- b) Location **UNDERNEATH REAR FLOOR**
- d) Total capacity **63** L

**402. Fuel pump(s)**

- a) 

|  |  |
|--|--|
| <input checked="" type="checkbox"/> Elelectrical | <input checked="" type="checkbox"/> Mechanical |
|--|--|
- b) Number **2**
- d) Location **IN TANK/ENGINE**

**5. ELECTRICAL EQUIPMENT**

**502. Alternator**

- a) Number **1**
- b) Type **ALTERNATOR**
- c) Drive system **BELT**
- d) Nominal Power \_\_\_\_\_ Amp

**503. Retractable headlights**

- a) 

|                              |  |
|------------------------------|--|
| <input type="checkbox"/> yes | <input checked="" type="checkbox"/> no |
|------------------------------|--|
- b) Control system **N/A**

**6. POWER TRAIN**

**601. Driven wheels**

- front 

|                              |  |
|------------------------------|--|
| <input type="checkbox"/> yes | <input checked="" type="checkbox"/> no |
|------------------------------|--|
- rear 

|   |                             |
|---|-----------------------------|
| <input checked="" type="checkbox"/> yes | <input type="checkbox"/> no |
|---|-----------------------------|

**602. Clutch**

- a) Type **DRY**
- b) Control system **HYDRAULIC**

**603. Gearbox**

- a) Location **BEHIND ENGINE**
- b) Make **ZF**



Make

BMW

Model 335i E92

SPC Recognition Document

Recognition N°

3-09-004

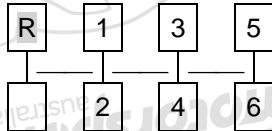
c) Type and location of control

**MECHANICAL FLOOR**

e) Ratios

|          | Number of teeth | Ratio          | Constant Mesh | Synchro |
|----------|-----------------|----------------|---------------|---------|
| 1        | _____           | <u>4.055:1</u> | _____         | _____   |
| 2        | _____           | <u>2.396:1</u> | _____         | _____   |
| 3        | _____           | <u>1.582:1</u> | _____         | _____   |
| 4        | _____           | <u>1.192:1</u> | _____         | _____   |
| 5        | _____           | <u>1.000:1</u> | _____         | _____   |
| 6        | _____           | <u>0.872:1</u> | _____         | _____   |
| R        | _____           | _____          | _____         | _____   |
| Constant | _____           | _____          | _____         | _____   |

f) Gear change gate



g) Type of lubrication Splash

**604. Transfer box / Centre differential**

a) Ratios

XXX

c) Control system of transfer box

XXX

d) Type of central differential

XXX

**605. Final drive**

a) Type of final drive

XXX

HYPOLID

b) Ratio

XXX

3.08

f) Oil cooler

yes

no

yes

no

g) Cooler Type

N/A

N/A

**606. Shafts**

a) Type of longitudinal shafts

**PROPELLER WITH UNIVERSAL JOINTS AND RUBBER COUPLING**

b) Material of longitudinal shafts

**STEEL**

c) Type of transversal half-shafts

**SHAFT WITH CV JOINTS**

d) Material of transversal half-shafts

**STEEL**

**7. SUSPENSION**



**Make**

**BMW**

**Model**

**335i E92**

**SPC Recognition Document**

**3-09-004**

**701. General**

|                       | Front   | Rear  |
|-----------------------|---|---|
| a) Type of suspension | <b>MACPHERSON STRUT</b>   | <b>INDEPENDENT</b>  |
| 702. Helical springs  | <input checked="" type="checkbox"/> yes <input type="checkbox"/> no | <input checked="" type="checkbox"/> yes <input type="checkbox"/> no |
| a) Material           | <b>STEEL</b>  | <b>STEEL</b>  |
| 703. Leaf springs     | <input type="checkbox"/> yes <input checked="" type="checkbox"/> no | <input type="checkbox"/> yes <input checked="" type="checkbox"/> no |
| a) Material           | <b>N/A</b>  | <b>N/A</b>  |
| 704. Torsion bars     | <input type="checkbox"/> yes <input checked="" type="checkbox"/> no | <input type="checkbox"/> yes <input checked="" type="checkbox"/> no |
| a) Material           | <b>N/A</b>  | <b>N/A</b>  |

**705. Other type of suspension**

See description on additional form

**706. Stabiliser**

|                       | Front                | Rear                |
|-----------------------|----------------------|---------------------|
| b) Effective diameter | <b>26.75</b> ±0.2 mm | <b>13.25</b> ±0.2mm |
| c) Material           | <b>STEEL</b>         | <b>STEEL</b>        |

**707. Suspension Dampers**

|                           | Front             | Rear              |
|---------------------------|-------------------|-------------------|
| a) Number per wheel       | <b>1</b>          | <b>1</b>          |
| b) Type                   | <b>TELESCOPIC</b> | <b>TELESCOPIC</b> |
| c) Principle of operation | <b>HYDRAULIC</b>  | <b>HYDRAULIC</b>  |

**8. WHEELS**

**801. Wheels**

|             | Front         | Rear          |
|-------------|---------------|---------------|
| a) Diameter | <b>18"</b>    | <b>18"</b>    |
| b) Width    | <b>8"</b>     | <b>8.5"</b>   |
| c) Offset   | <b>+34</b> mm | <b>+37</b> mm |

**803. Brakes**



Make

BMW

Model

335i E92

SPC Recognition Document

Recognition N°

3-09-004

- a) Braking system
- b) Number of master cylinders
- c) Servo-brakes

**DUAL CIRCUIT HYDRAULIC TANDEM**

yes  no

c1) Make and type \_\_\_\_\_

|                                   | Front   | Rear  |
|-----------------------------------|---|---|
| e) Number of cylinders per wheel  | ---   | ---   |
| f) <b>Drum brakes</b>             |   |   |
| f1) Internal diameter             | <u>XXX</u> ± 1.5 mm   | <u>XXX</u> ± 1.5 mm   |
| f2) Number of linings per wheel   | <u>XXX</u>  | <u>XXX</u>  |
| g) <b>Disc brakes</b>             |   |   |
| g1) Number of pads per wheel      | <u>2</u>  | <u>2</u>  |
| g2) Number of calipers per wheel  | <u>1</u>  | <u>1</u>  |
| g3) Caliper material              | STEEL   | STEEL   |
| g4) Thickness of new disc         | <u>30</u> ± 1 mm  | <u>22</u> ± 1 mm  |
| g5) External diameter of the disc | <u>348</u> ± 1.5 mm   | <u>336</u> ± 1.5 mm   |
| g9) Ventilated discs              | <input checked="" type="checkbox"/> yes <input type="checkbox"/> no | <input checked="" type="checkbox"/> yes <input type="checkbox"/> no |

- h) Parking brake
- h2) Location of lever

h1) Control system

**CABLE**

**CENTRAL TUNNEL**

h3) On which wheels

Effet sur roues

Front  Rear

**804. Steering**

- a) Type
- b) Servo-assistance

Type of Assistance

| Front                                   |                             | Rear                         |  |
|---|-----------------------------|------------------------------|--|
| <b><u>RACK AND PINNION</u></b>          |                             | <b><u>XXXX</u></b>           |  |
| <input checked="" type="checkbox"/> yes | <input type="checkbox"/> no | <input type="checkbox"/> yes | <input checked="" type="checkbox"/> no |
| <b><u>HYDRAULIC</u></b>                 |                             | <b><u>XXXX</u></b>           |  |

**9. BODYWORK**

**901. Interior**

- a) Ventilation
- c) Air Conditioning

yes  no  
 yes  no

b) Heating

yes  no

- f) Optional sun roof

yes  no

f1) Type

**TILT & SLIDE**

f2)

Control system

**ELECTRIC**

- g) Opening system for side windows

| Front                    | Rear               |
|--------------------------|--------------------|
| <b><u>ELECTRICAL</u></b> | <b><u>XXXX</u></b> |



Make

BMW

Model

335i E92

SPC Recognition Document


Recognition N°

3-09-004

X) Dashboard



Y) Sunroof



902. Exterior

a) Number of doors **2**

b) Tailgate

|                              |  |
|------------------------------|--|
| <input type="checkbox"/> yes | <input checked="" type="checkbox"/> no |
|------------------------------|--|

|                     |                    |
|---------------------|--------------------|
| Front               | Rear               |
| <b><u>STEEL</u></b> | <b><u>XXXX</u></b> |

c) Door material

d) Front bonnet material

**STEEL**

f) Bodywork material

**STEEL**

h) Rear window material

**GLASS**

e) Rear bootlid / tailgate material

**STEEL**

i) Rear quarter window material

**GLASS**

k) Side window material

|                             |                             |
|-----------------------------|-----------------------------|
| Front                       | Rear                        |
| <b><u>GLASS</u></b>         | <b><u>GLASS</u></b>         |
| <b><u>POLYPROPYLENE</u></b> | <b><u>POLYPROPYLENE</u></b> |

l) Material of bumper

n) Exterior Rear wiper

|                              |  |
|------------------------------|--|
| <input type="checkbox"/> yes | <input checked="" type="checkbox"/> no |
|------------------------------|--|



Make

BMW

Model 335i E92


SPC Recognition Document

Recognition N°

3-09-004

**XIII) NON METALLIC PARTS OF THE BODY**

| Number | Part         | Material |
|--------|--------------|----------|
| 1      | FRONT BUMPER |          |
| 2      | HEAD LAMP    |          |
| 3      | SIDE SILL    |          |
| 4      | REAR BUMPER  |          |
| 5      | REAR LAMPS   |          |
|        |              |          |
|        |              |          |
|        |              |          |
|        |              |          |





COMPLEMENTARY INFORMATION

Optional M Aerodynamic Package

