

Group 3E RECOGNITION DOCUMENT

A) Vehicle seen from 3/4 front



B) Vehicle seen from 3/4 rear



1. GENERAL

101. Manufacturer

BMW

102. Commercial name(s) - Model and type

M 135i HATCH

103. Engine capacity

2979 cm³

Corrected engine capacity

2979 x 1.7 = **5064** cm³

104. Type of car construction

a) Type

<input type="checkbox"/> separate chassis	<input checked="" type="checkbox"/> monocoque
---	---

b) Material of chassis / bodyshell

STEEL

106. Number of seats

5

2. DIMENSIONS, WEIGHT

Minimum Racing Weight

1398 kg

202. Overall length

4340 mm ± 1 %

203. Maximum overall width

1765 mm ± 1 %

Where measured **BODY**

204. Width of bodywork

a) At front axle

1760 mm ± 1 %

b) At rear axle

1765 mm ± 1 %

206. Wheelbase **2690** mm ± 1%

207. Maximum track

a) Front **1511** mm

b) Rear **1532** mm

Make BMW

Model M135i HATCH

SPC Recognition Document

3-14-004

3. ENGINE

(In case of rotary engine, see Art. 335 on additional form)

301. Location and position of the engine FRONT

302. Number of mounts 4

Engine in its compartment



304. Supercharging

<input checked="" type="checkbox"/> yes	<input type="checkbox"/> no
---	-----------------------------

Maximum manifold pressure 1.95 BAR

Type and number of compressors 1

305. Number and layout of cylinders 6 INLINE

312. Cylinder block material STEEL

310. Maximum compression ratio 10.2 : 1

313. Sleeves

a) yes no

b) Material STEEL

c) wet dry

314. Bore 84 +/- 0.1 mm

316. Stroke 89.6 +/- 0.1 mm

321. Cylinderhead

a) Number 1

b) Material ALLOY

324. Fuel feed by injection : a) Make BMW

b) Model HIGH PRESSURE

f) Position of Injectors:

f1) Manifold Cylinderhead

325. Camshaft

a) Number

2

b) Location

DOHC

c) Drive system

CHAIN

f) Type of valve operation

HYDRAULIC

327. Intake

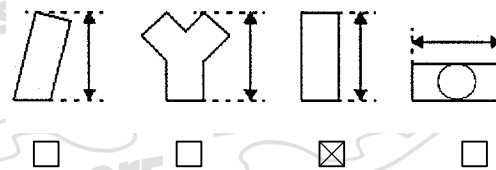
a) Material of manifold

PLASTIC

b) Number of manifold elements

1

c) Number of valves per cylinder 2



Make **BMW**Model **M135i HATCH**

SPC Recognition Document

3-14-004

328. Exhaust

- a) Material of manifold **STEEL**
- b) Number of manifold elements **2**
- d) Number of valves per cylinder **2**
- p) External Diameter of exhaust pipe between manifold and first silencer **75** mm ± 5%

330. Ignition system

- a) Type **COMPUTER**
- b) Number of plugs per cylinder **1**
- c) Number of distributors _____
- d) Number of coils **6**

331. Cooling systemCapacity **7** L**332. Cooling fan**

- a) Number **1**
- b) Diameter of the fan **480** mm
- c) Material of the fan **PLASTIC**
- d) Number of blades **9**
- e) Type of drive **ELECTRIC**
- f) Automatic cut in yes no

333. Lubrication system

- a) Type **BMW**
- b) Number of oil pumps **1**
- c) Total capacity **6.5** L
- e) Location of the cooler(s) **FRONT**
- f) Type of the cooler(s) **AIR**

4. FUEL CIRCUIT**401. Fuel tank**

- b) Location **CENTRE**
- d) Total capacity **100** L

402. Fuel pump(s)

- a) Electrical Mechanical
- b) Number **1**
- d) Location **TANK**
- Fuel Pressure **100 BAR**

5. ELECTRICAL EQUIPMENT**502. Alternator**

- a) Number **1**
- b) Type **DENSO**
- c) Drive system **BELT**
- d) Nominal power **180** Amp

503. Retractable headlights

- a) yes no
- b) Control system **N/A**

6. POWER TRAIN**601. Driven wheels**

- front yes no
- rear yes no

602. Clutch

- a) Type **SINGLE PLATE**
- b) Control system **PEDAL**

603. Gearbox

- a) Location **CENTRE**
- b) Make **BMW**

Make **BMW**

Model **M135i HATCH**

SPC Recognition Document

3-14-004

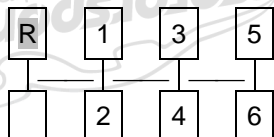
c) Type and location of control

MANUAL

e) Ratios

	Number of teeth	Ratio	Constant Mesh	Synchro
1	_____	4.06	_____	YES
2	_____	2.40	_____	YES
3	_____	1.58	_____	YES
4	_____	1.19	_____	YES
5	_____	1.00	_____	YES
6	_____	0.87	_____	YES
R	_____	3.68	_____	_____
Constant	_____	_____	_____	_____

f) Gear change gate



604. Transfer box / Centre differential

a) Ratios _____

c) Control system of transfer box _____

d) Type of central differential _____

605. Final drive

a) Type of final drive

N/A

LSD

b) Ratio

N/A

3.07

f) Oil Cooler

yes

no

yes

no

g) Cooler Type

N/A

N/A

606. Shafts

a) Type of longitudinal shafts

BMW

b) Material of longitudinal shafts

STEEL

c) Type of transversal half-shafts

BMW

d) Material of transversal half-shafts

STEEL

7. SUSPENSION



Make **BMW**

Model **M135i HATCH**

SPC Recognition Document

3-14-004

701. General

	Front	Rear
a) Type of suspension	INDEPENDANT	NDEPENDANT
702. Helical springs	<input checked="" type="checkbox"/> yes <input type="checkbox"/> no	<input checked="" type="checkbox"/> yes <input type="checkbox"/> no
a) Material	STEEL	STEEL
703. Leaf springs	<input type="checkbox"/> yes <input type="checkbox"/> no	<input type="checkbox"/> yes <input type="checkbox"/> no
a) Material	_____	_____
704. Torsion bars	<input type="checkbox"/> yes <input type="checkbox"/> no	<input type="checkbox"/> yes <input type="checkbox"/> no
a) Material	_____	_____

705. Other type of suspension See description on additional form

706. Stabiliser

	Front	Rear
b) Effective diameter	25 mm	15 mm
c) Material	STEEL	STEEL

707. Suspension Dampers

	Front	Rear
a) Number per wheel	1	1
b) Type	OHLEN	OHLEN
c) Principle of operation	FLUID	FLUID

8. WHEELS

801. Wheels

	Front	Rear
a) Diameter	19"	19"
b) Width	7.5"	8"
c) Offset	45 mm	52 mm

803. Brakes

- a) Braking system **HYDRAULIC**
- b) Number of master cylinders **1**
- c) Servo-brakes yes no

c1) Make and type **BMW**



Make BMW

Model M135i HATCH

SPC Recognition Document

3-14-004

	Front	Rear
e) Number of cylinders per wheel	<u>4</u>	<u>2</u>
f) Drum brakes		
f1) Internal diameter	<u>N/A</u>	<u>N/A</u>
f2) Number of linings per wheel	<u>N/A</u>	<u>N/A</u>
g) Disc brakes		
g1) Number of pads per wheel	<u>2</u>	<u>2</u>
g2) Number of calipers per wheel	<u>1</u>	<u>1</u>
g3) Caliper material	<u>ALLOY</u>	<u>ALLOY</u>
g4) Thickness of new disc	<u>30 ± 1 mm</u>	<u>24 ± 1 mm</u>
g5) External diameter of the disc	<u>370 ± 1.5 mm</u>	<u>345 ± 1.5 mm</u>
g9) Ventilated discs	<input checked="" type="checkbox"/> yes <input type="checkbox"/> no	<input checked="" type="checkbox"/> yes <input type="checkbox"/> no

h) Parking brake: h1) Control system MANUAL

h2) Location of lever CENTRE

h3) On which wheels

<input type="checkbox"/> Front	<input checked="" type="checkbox"/> Rear
--------------------------------	--

804. Steering

a) Type

b) Servo-assistance

Type of Assistance

Front		Rear	
<u>BMW</u>		<u>N/A</u>	
<input checked="" type="checkbox"/> yes	<input type="checkbox"/> no	<input type="checkbox"/> yes	<input type="checkbox"/> no
<u>HYDRO ELECTRIC</u>		<u>N/A</u>	

9. BODYWORK

901. Interior

a) Ventilation

<input checked="" type="checkbox"/> yes	<input type="checkbox"/> no
<input type="checkbox"/> yes	<input checked="" type="checkbox"/> no

c) Air Conditioning

b) Heating

<input checked="" type="checkbox"/> yes	<input type="checkbox"/> no
---	-----------------------------

f) Optional sun roof

<input type="checkbox"/> yes	<input checked="" type="checkbox"/> no
------------------------------	--

f1) Type

N/A

f2)

Control system

N/A

g) Opening system for side windows

Front	Rear
<u>ELECTRIC</u>	<u>ELECTRIC</u>



Make BMW

Model M135i HATCH

SPC Recognition Document

3-14-004

X) Dashboard



Y) Sunroof



902. Exterior

a) Number of doors **4**

b) Tailgate

<input checked="" type="checkbox"/> yes	<input type="checkbox"/> no
---	-----------------------------

Front	Rear
<u>STEEL</u>	<u>STEEL</u>

c) Door material

d) Front bonnet material

STEEL

e) Rear bootlid / tailgate material

STEEL

f) Bodywork material

STEEL

h) Rear window material

GLASS

i) Rear quarter window material

GLASS

k) Side window material

Front	Rear
<u>GLASS</u>	<u>GLASS</u>
<u>PLASTIC</u>	<u>PLASTIC</u>

l) Material of bumper

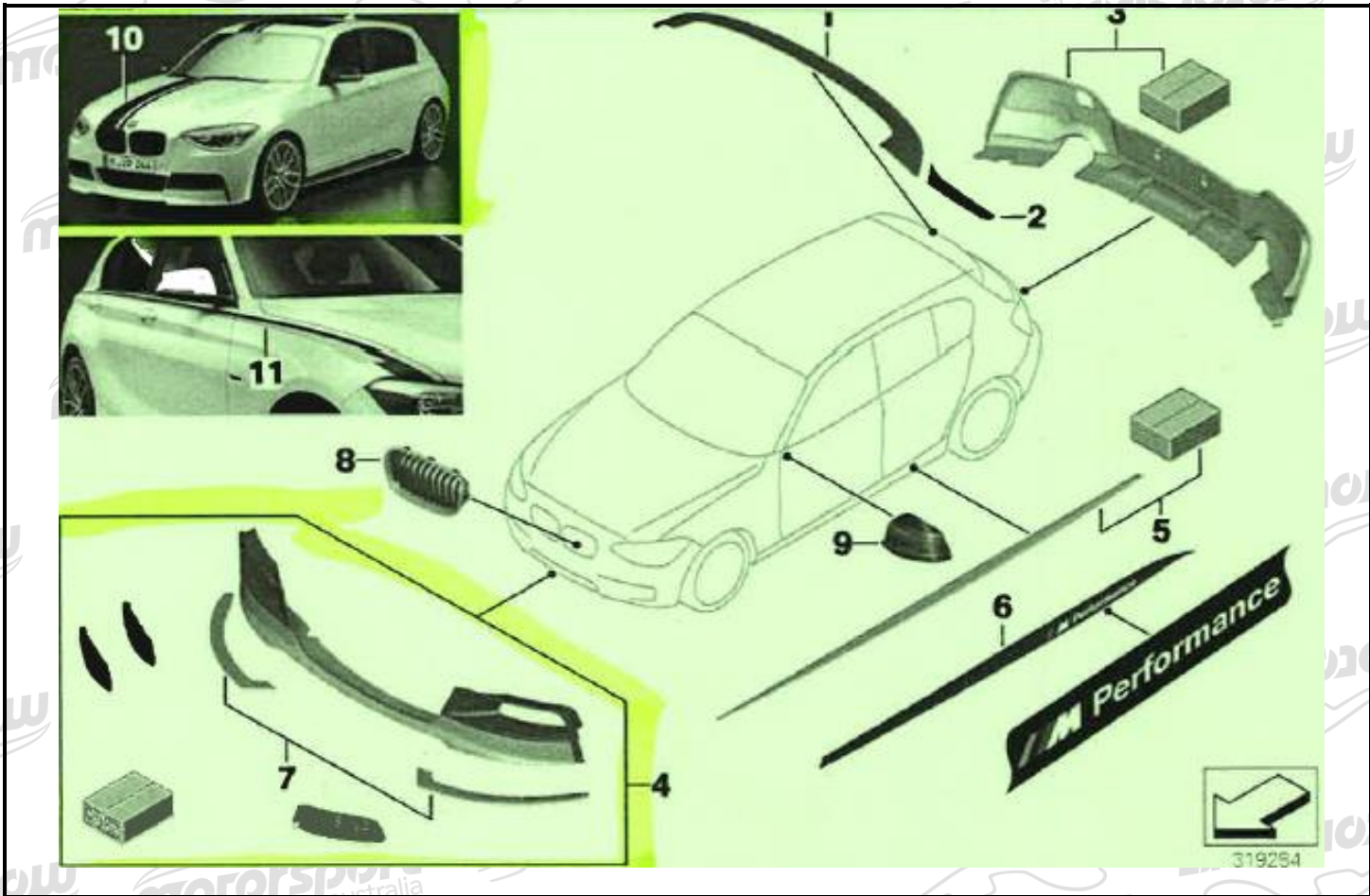
n) Exterior Rear wiper

<input checked="" type="checkbox"/> yes	<input type="checkbox"/> no
---	-----------------------------



XIII) NON METALLIC PARTS OF THE BODY

Number	Part	Material
1	FRONT BUMPER	PLASTIC
1	REAR BUMPER	PLASTIC



Make BMW

Model M135i HATCH

SPC Recognition Document

3-14-004

COMPLEMENTARY INFORMATION

