

**Group 3E RECOGNITION DOCUMENT**

A) Vehicle seen from 3/4 front



B) Vehicle seen from 3/4 rear



**1. GENERAL**

101. Manufacturer

**FUJI HEAVY INDUSTRIES PTY LTD**

102. Commercial name(s) - Model and type

**TOYOTA 86 GT**

103. Engine capacity

**1998 cm<sup>3</sup>** Corrected engine capacity **86 x 86 = 1998 cm<sup>3</sup>**

104. Type of car construction

a) Type

<input type="checkbox"/> separate chassis	<input checked="" type="checkbox"/> monocoque
---	---

b) Material of chassis / bodyshell

**STEEL**

106. Number of seats

**4**

**2. DIMENSIONS, WEIGHT**

Minimum Racing Weight

**1179 kg**

202. Overall length

**4240 mm ± 1 %**

203. Maximum overall width

**1775 mm ± 1 %** Where measured At Front Axle or Mirror Tip To Mirror Tip **1980**

204. Width of bodywork

a) At front axle **1775 mm ± 1 %**

b) At rear axle **1755 mm ± 1 %**

206. Wheelbase **2,570 mm ± 1%**

207. Maximum track

a) Front **1520 mm**

b) Rear **1540 mm**

**Make** Toyota

**Model** 86 GT **Recogniiton Document**


**3. ENGINE**

(In case of rotary engine, see Art. 335 on additional form)

301. Location and position of the engine **FRONT NORTH SOUTH**

302. Number of mounts **2**

Engine in its compartment



304. Supercharging

<input type="checkbox"/> yes	<input checked="" type="checkbox"/> no
------------------------------	--

Maximum manifold pressure

**N/A**

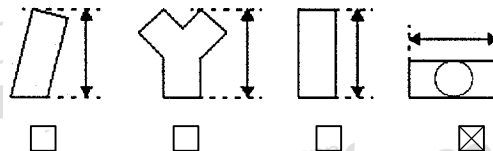
Type and number of compressors

**N/A**

305. Number and layout of cylinders **4 HORIZONTAL**

312. Cylinder block material **Aluminium Alloy**

310. Maximum compression ratio **12.5 : 1**



313. Sleeves

a)  yes  no

b) Material **CAST IRON**

c)  wet  dry

314. Bore **86** +/- 0.1 mm

316. Stroke **86** +/- 0.1 mm

321. Cylinderhead

a) Number **2**

b) Material **ALLOY**

324. Fuel feed by injection : a) Make **TOYOTA**

b) Model **86 GTS**

f) Position of Injectors:

f1)  Manifold  Cylinderhead

325. Camshaft

a) Number

**4**

b) Location

**CYLINDER HEAD**

c) Drive system

**CHAIN**

f) Type of valve operation

**DOHC**

327. Intake

a) Material of manifold

**PLASTIC**

b) Number of manifold elements

**ONE**

c) Number of valves per cylinder **2**

**3-19-009**

**Make** Toyota **Model** 86 GT **Recogniiton Document**

**328. Exhaust**

- a) Material of manifold **STAINLESS STEEL**
- b) Number of manifold elements **ONE**
- d) Number of valves per cylinder **2**
- p) External Diameter of exhaust pipe between manifold and first silencer \_\_\_\_\_ mm ± 5%

**330. Ignition system**

- a) Type **ELECTRONIC**
- b) Number of plugs per cylinder **1**
- c) Number of distributors **N/A – ECU CONTROLLED**
- d) Number of coils **FOUR**

**331. Cooling system**

Capacity **7.2 L**

**332. Cooling fan**

- a) Number **TWO**
- b) Diameter of the fan \_\_\_\_\_ mm
- c) Material of the fan \_\_\_\_\_
- d) Number of blades \_\_\_\_\_
- e) Type of drive **ELECTRIC MOTOR**
- f) Automatic cut in 

<input checked="" type="checkbox"/> yes	<input type="checkbox"/> no
---	-----------------------------

**333. Lubrication system**

- a) Type **TROCHOID ROTOR PUMP**
- b) Number of oil pumps **ONE**
- c) Total capacity **5,4LT WITH FILTER L**
- e) Location of the cooler(s) **N/A**
- f) Type of the cooler(s) **NA**

**4. FUEL CIRCUIT**

**401. Fuel tank**

- b) Location **MID**
- d) Total capacity **50 L**

**402. Fuel pump(s)**

- a) 

<input checked="" type="checkbox"/> Eleectrical	<input checked="" type="checkbox"/> Mechanical
---	--
- b) Number **TWO**

d) Location **ELECTRICAL – TOP OF TANK PASSENGER SIDE.  
MECHANICAL – PASSENGER SIDE CYLINDER HEAD**

Fuel Pressure

**ELECTRICAL – 350 TO 500KPA. MECHANICAL FOR D4S – 4 TO 20 MPA**

**5. ELECTRICAL EQUIPMENT**

**502. Alternator**

- a) Number **1**
- b) Type \_\_\_\_\_
- c) Drive system **BELT**
- d) Nominal power **130** Amp

**503. Retractable headlights**

- a) 

<input type="checkbox"/> yes	<input checked="" type="checkbox"/> no
------------------------------	--
- b) Control system \_\_\_\_\_

**6. POWER TRAIN**

**601. Driven wheels**

- front 

<input type="checkbox"/> yes	<input checked="" type="checkbox"/> no
------------------------------	--
- rear 

<input checked="" type="checkbox"/> yes	<input type="checkbox"/> no
---	-----------------------------

**602. Clutch**

- a) Type **DRY SINGLE PLATE DIAGPHRAGM**





**Make** Toyota

**Model** 86 GT **Recogniiton Document**

**3-19-009**

b) Control system **HYDRAULIC**

**603. Gearbox**

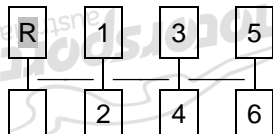
a) Location **FR – BEHIND ENGINE** b) Make **TL701VD90A**

c) Type and location of control **FLOOR MOUNTED SHIFTER**

e) Ratios

	Number of teeth	Ratio	Constant Mesh	Synchro
1	—	<b>3.626</b>	—	—
2	—	<b>2.188</b>	—	—
3	—	<b>1.541</b>	—	—
4	—	<b>1.213</b>	—	—
5	—	<b>1</b>	—	—
6	—	<b>0.767</b>	—	—
R	—	<b>3.437</b>	—	—
Constant	—	—	—	—

f) Gear change gate



**604. Transfer box / Centre differential**

a) Ratios

**N/A**

c) Control system of transfer box

**N/A**

d) Type of central differential

**N/A**

**605. Final drive**

a) Type of final drive

**N/A**

**TORSEN LSD**

b) Ratio

**N/A**

**4.100**

f) Oil Cooler

yes

no

yes

no

g) Cooler Type

—

**N/A**

**606. Shafts**

a) Type of longitudinal shafts

**3 JOINT (CUP TYPE)**

b) Material of longitudinal shafts

**STEEL**

c) Type of transversal half-shafts

**N/A**

d) Material of transversal half-shafts

**N/A**



**Make** Toyota

**Model** 86 GT **Recogniiton Document**

**3-19-009**

**7. SUSPENSION**

**701. General**

	Front		Rear	
a) Type of suspension	<b>MACPHERSON STRUT</b>		<b>DOUBLE WISHBONE</b>	
<b>702. Helical springs</b>	<input checked="" type="checkbox"/> yes	<input type="checkbox"/> no	<input checked="" type="checkbox"/> yes	<input type="checkbox"/> no
a) Material	<b>HIGH TENSILE STEEL</b>		<b>HIGH TENSILE STEEL</b>	
<b>703. Leaf springs</b>	<input type="checkbox"/> yes	<input checked="" type="checkbox"/> no	<input type="checkbox"/> yes	<input checked="" type="checkbox"/> no
a) Material	_____		_____	
<b>704. Torsion bars</b>	<input type="checkbox"/> yes	<input checked="" type="checkbox"/> no	<input type="checkbox"/> yes	<input checked="" type="checkbox"/> no
a) Material	_____		_____	

**705. Other type of suspension**

See description on additional form

**706. Stabiliser**

	Front	Rear
b) Effective diameter	<b>18 mm</b>	<b>14 mm</b>
c) Material	<b>STEEL</b>	<b>STEEL</b>

**707. Suspension Dampers**

	Front	Rear
a) Number per wheel	<b>1</b>	<b>1</b>
b) Type	<b>GAS/OIL</b>	<b>GAS/OIL</b>
c) Principle of operation	_____	_____

**8. WHEELS**

**801. Wheels**

	Front	Rear
a) Diameter	<b>16"</b>	<b>16"</b>
b) Width	<b>6.5"</b>	<b>6.5"</b>
c) Offset	<b>+48 mm</b>	<b>+48 mm</b>

**803. Brakes**

a) Braking system  
**Floating 1cylinder**

**FRONT = VENTILATED DISC FLOATING 2CYLINDER / REAR = Ventilated Disc**

b) Number of master cylinders

**1**

c) Servo-brakes

yes  no

c1) Make and type **SINGLE 10.5 INCH HITACHI**



**Make** Toyota

**Model** 86 GT Recognition Document

**3-19-009**

	Front	Rear
e) Number of cylinders per wheel	<u>TWO</u>	<u>ONE</u>
f) <b>Drum brakes</b>		
f1) Internal diameter	<u>NA</u>	<u>NA</u>
f2) Number of linings per wheel	<u>NA</u>	<u>NA</u>
g) <b>Disc brakes</b>		
g1) Number of pads per wheel	<u>TWO</u>	<u>TWO</u>
g2) Number of calipers per wheel	<u>ONE</u>	<u>ONE</u>
g3) Caliper material	<u>ALUMINIUM</u>	<u>ALUMINIUM</u>
g4) Thickness of new disc	<u>24 ± 1 mm</u>	<u>10 ± 1 mm</u>
g5) External diameter of the disc	<u>277 ± 1.5 mm</u>	<u>286 ± 1.5 mm</u>
g9) Ventilated discs	<input checked="" type="checkbox"/> yes <input type="checkbox"/> no	<input checked="" type="checkbox"/> yes <input type="checkbox"/> no

h) Parking brake: h1) Control system DUO SERVO DRUM IN REAR DISC

h2) Location of lever HAND OPERATED - LEVER TYPE

<input checked="" type="checkbox"/> Front	<input type="checkbox"/> Rear
---	-------------------------------

**804. Steering**

- a) Type  
b) Servo-assistance

Type of Assistance

Front		Rear	
<u>RACK AND PINNION</u>		<u>N/A</u>	
<input checked="" type="checkbox"/> yes	<input type="checkbox"/> no	<input type="checkbox"/> yes	<input checked="" type="checkbox"/> no
<u>ELECTRIC</u>		<u>N/A</u>	

**9. BODYWORK**

**901. Interior**

- a) Ventilation  
c) Air Conditioning

<input checked="" type="checkbox"/> yes	<input type="checkbox"/> no
<input checked="" type="checkbox"/> yes	<input type="checkbox"/> no

- b) Heating

<input checked="" type="checkbox"/> yes	<input type="checkbox"/> no
---	-----------------------------

- f) Optional sun roof

<input type="checkbox"/> yes	<input checked="" type="checkbox"/> no
------------------------------	--

- f1) Type N/A

f2) Control system \_\_\_\_\_

- g) Opening system for side windows

Front	Rear
<u>ELECTRIC</u>	<u>FIXED</u>


**Make** Toyota

**Model** 86 GT **Recogniiton Document**

**3-19-009**

X) Dashboard

Y) Sunroof



Not applicable

**902. Exterior**

a) Number of doors **2**

b) Tailgate

<input checked="" type="checkbox"/> yes	<input type="checkbox"/> no
---	-----------------------------

c) Door material

Front	Rear
<b><u>ANTI CORROSION SHEET</u></b> <b><u>STEEL</u></b>	<b><u>ANTI CORROSION SHEET</u></b> <b><u>STEEL</u></b>

d) Front bonnet material

**ALUMINIUM**

e) Rear bootlid / tailgate material

**ANTI CORROSION SHEET**

**STEEL**

f) Bodywork material

**ANTI CORROSION SHEET STEEL**

h) Rear window material

i) Rear quarter window material

k) Side window material

Front	Rear
_____	_____
<b><u>PLASTIC</u></b>	<b><u>PLASTIC</u></b>

l) Material of bumper

n) Exterior Rear wiper

<input type="checkbox"/> yes	<input checked="" type="checkbox"/> no
------------------------------	--




Make Toyota

Model 86 GT Recogniiton Document

3-19-009

**XIII) NON METALLIC PARTS OF THE BODY**

Number	Part	Material





Make Toyota

Model 86 GT Recogniiton Document

3-19-009

**COMPLEMENTARY INFORMATION**

