

Historic Certificate of Description Application

T18h

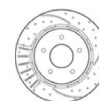


This application must be completed in full detail, along with a comprehensive history of vehicle ownership, racing history and any existing vehicle log books. In the cases where insufficient space is available, add pages to furnish the information. Reference the information with the appropriate paragraph number (eg. 2.4 Lubrication).

The log books will be cancelled and returned to the applicant.
A new Historic log book will accompany the Certificate of Description (COD).

Digital photographs are required for the COD of approximately one megabyte in size each:

- 3/4 side view from the front and rear view of the complete car from opposite corners. Without anything else in the back or foreground
- Induction system – typically a side view in the case of an inline engine or overhead for a V8
- Complete engine bay
- Turbocharger/Supercharger (if applicable)
- Boost control system of turbo/supercharger (if applicable)
- Fuel injected engine with electronic control – photo of the ECU fitted in place
- Suspension (wheel removed) – three quarter view showing the suspension arms and hub/upright. Open wheel cars from above with the body remove, when inboard springs are fitted. Vehicles with fenders or bodies covering the wheels, photos from below looking upwards and outwards. Front suspension with full steering lock exposing the most amount of suspension arms
- Brakes – photo of complete disc and caliper (see image on right). Inboard brakes with the smallest angle possible. With drum brakes, remove the drum to show the brake shoe and include the brake shoe setup along with the brake drum in the photo
- Cockpit – with the steering wheel fitted show instrument panel, gauges not obscured by the steering wheel



The Digital photographs must be in colour, of good quality, and of the appropriate size (1MB or larger). The photographs must be sharp, in focus, without details hidden in shadow (use manual flash setting on bright days) and preferably devoid of extraneous objects (such as workshop equipment) in the background. Remember these photos will be representing your vehicle on the COD and we want it looking at its best.

Further information on photo requirements for use in a Motorsport Australia COD can be viewed at:
motorsport.org.au/regulations/historics/cod

The photographs are used in reviewing your application, then printed on the COD for reference of compliance to the represented period. E-mail all photographs to Motorsport Australia: historics@motorsport.org.au otherwise send in a CD, DVD or USB with the required photos.

Our duty of care to participants in historic racing requires that we take reasonable precautions to ensure the mechanical integrity and safety of competing vehicles. Visual inspection of components known to be potentially subject to failure is often an inadequate means of checking their integrity. The AHMSC will introduce component condition testing key components, initially as an integral part of the process for obtaining a Motorsport Australia historic logbook and COD, and then at regular intervals, yet to be finalised. In line with current FIA practice, this process will apply to all racing and sports racing cars of 2-litres capacity and above.

There are a number of category's where component condition testing of key components is an integral part of the process for obtaining a Motorsport Australia historic logbook and COD.

Please refer to the [Motorsport Australia Manual 5th Category Historic; Sports and Racing: Groups F, J, K, L, M, O, P, Q, R, T, V and F5000 Section 1 Vehicle Eligibility \(o\)](#)

Applicant Declaration

I have read the above information and understand the requirements

APPLICANT NAME

MOTORSPORT
AUSTRALIA
LICENCE NO.

ADDRESS

PHONE/MOBILE

EMAIL

SIGNED

SIGN HERE

DATE

— —

Vehicle Information

MAKE OF CAR

MODEL

**MOTORSPORT
AUSTRALIA HISTORIC
GROUP**

TYPE/IDENTIFICATION

YEAR OF ORIGINAL MANUFACTURE

YEAR CAR NOW REPRESENTS

Supply a period photo of the vehicle (if possible), of the year/event it is representing



Vehicle Ownership History

Where available, please attach copies of official results, programs, magazine articles etc.

ORIGINAL CONSTRUCTOR

(person/race team that built the car)

DATE CONSTRUCTION
STARTED

— —

DATE CONSTRUCTION
COMPLETED

— —

CATEGORY CAR WAS
ORIGINALLY RACED IN

DATE OF FIRST
COMPETITIVE EVENT

— —

VENUE

ORIGINAL OWNER

SUBSEQUENT OWNERSHIP (IN CHRONOLOGICAL ORDER)

Example: YEAR FROM 1970 YEAR TO 1979 OWNER John Citizen

YEAR FROM	YEAR TO	OWNER
YEAR FROM	YEAR TO	OWNER
YEAR FROM	YEAR TO	OWNER
YEAR FROM	YEAR TO	OWNER
YEAR FROM	YEAR TO	OWNER
YEAR FROM	YEAR TO	OWNER
YEAR FROM	YEAR TO	OWNER
YEAR FROM	YEAR TO	OWNER

List the document or documents used to support the ownership history

Date and type of restoration/s

(full, partial, body, drivetrain, none)

Competition History

Where available, please attach copies of official results, programs, magazine articles etc.

WWW pages do not qualify as period information.

Not applicable for J(b), K(b) and L(c) Specials.

Please summarise the significant competition history of the vehicle:

PAYMENT OPTIONS

TIER 1	\$1,215.50 (inc. gst)
TIER 2	\$1,029.00 (inc. gst)
TIER 3	\$847.50 (inc. gst)

Tier 1: 2001cc and over/ or turbocharged

Racing Groups - Q, F5000, & R

Touring & Sport car Groups - Appendix J, Improved Production, Series Production, C, R, & A

Tier 2: up to and including 2000cc

Racing Groups - M, O, P, Q & R

Touring & Sport car Groups - T, Appendix J, Improved Production, Series Production, C, R, A, & U

Tier 3

Racing Groups - Ja, Jb, Ka, Kb, Lb, Lc, Va, Vb, Fa, Fb

Touring & Sport car Groups - Lb, Lc

Paying by (please tick appropriate box)

CASH

(ONLY if paying in person at a Motorsport Australia Office. Cash is NOT to be sent via any postal service)

CHEQUE/MONEY ORDER

(Made payable to "Motorsport Australia")

CREDIT CARD

(Please complete details. Please note that American Express is not able to be used for payment)

CARD NUMBER

EXPIRY

/

CVV

CARD TYPE

VISA

MASTERCARD

NAME ON CARD

SIGNED

SIGN HERE

Note: The fee for the Certificate of Description application is non-refundable.

Fee: refer the Motorsport Australia web page "Certificate of Description (COD) application and process"

Application Checklist

All sections of the application form are complete	YES	NO
The digital photographs to the requirements have been enclosed or emailed.	YES	NO
Payment enclosed	YES	NO
Sufficient evidence of the vehicle's historic specifications and provenance supplied	YES	NO
The vehicle has been inspected and signed-off by a Motorsport Australia approved scrutineer	YES	NO
Component Certification where Required <i>(Motorsport Australia Manual 5th Category Historic; Sports and Racing: Groups F, J, K, L, M, O, P, Q, R, T, V and F5000 Section 1 Vehicle Eligibility (o))</i>	YES	NO

When the checklist is completed the six to eight week review period will commence, a draft COD along with the vehicles providence will be circulated to the relevant Eligibility Committee for determination of its historical classification.

Within the six to eight week review period, an application for a temporary permit to compete may submitted to the Eligibility Committee, If approved a fee for the temporary permit will apply.

Application Statement

DISCLAIMER

'No responsibility is accepted by Motorsport Australia or it's officers for the accuracy and/or veracity of the specifications contained herein. The endorsement of the document by Motorsport Australia Eligibility Officer and/or scrutineer does not – in itself – denote compliance of the subject vehicle with the relevant regulations; such at all times being the sole responsibility of the applicant.'

I acknowledge that I have read and understand the disclaimer and that the vehicle logbook remains at all times the property of Motorsport Australia and must be surrendered and/or returned upon request.

APPLICANT NAME

SIGNED

SIGN HERE

DATE

— —

PLEASE SEND YOUR FORM TO:

historics@motorsport.org.au

Or mail to: Motorsport Australia Historic Department
PO Box 172 Canterbury LPO, VIC 3126

Note: The total process should take 12 weeks with little change required to the application. This number is only a guide as the application process could be shorter or longer pending arrangements and outcomes

Historic Certificate of Description Application

T18h



SECTION 1 - Chassis/Body and Running Gear

1.1 Chassis Frame

1.1.1 Is the chassis original, modified or a replacement? ORIGINAL MODIFIED REPLACEMENT

1.1.2 If the chassis has been restored, state when, by whom and why?

When

Who

Why

1.1.3 If the chassis has been modified or replaced, state when, by whom and why?

When

Who

Why

1.1.4 Is the modified or replaced chassis to original specifications and dimensions? YES NO

1.1.5 If not to the original specifications and dimensions state the deviations and why

1.1.6 Chassis manufacturer

1.1.7 Year

1.1.8 Chassis no.

1.1.9 Location of no.

1.1.10 Description/material

e.g. Space frame, channel section, ladder frame, cruciform frame, torque tube backbone frames, uni body

1.2 Front Suspension

Supply a three quarter view of the front suspension, with the wheel removed, showing all the components.



1.2.1 Is the front suspension to original specifications and dimensions? YES NO

1.2.2 If the front suspension is not to original specifications and dimensions, state the changes made and why

1.2.3 Type of suspension

Description of each component

(McPherson strut with lower arm and tension rod, unequal length wishbone, upper wishbone with lower arm and tension rod, upper and lower arms with radius rods, upper rocker with lower A arm, beam axle, a wishbone that is bolted together is an arm with a tension, compression or radius rod)

1.2.4 Damper type TELESCOPIC LEVER FRICTION OTHER

1.2.5 Damper make

1.2.6 Damper material STEEL ALLOY

1.2.7 Is the damper adjustable? YES NO

If yes, how many adjusters?

1.2.8 Spring medium COIL LEAF TORSION BAR RUBBER HYDRO ELASTIC
AIR BAG OTHER

1.2.9 Does the vehicle have an anti-sway bar fitted? YES NO

If yes, what type?

Is the anti-sway bar adjustable? YES NO

If yes, how is it adjustable? SLIDE CLAMP BLADE HOLE AND ROSE JOINT

1.2.10 Is the vehicle fitted with adjustable suspension? YES NO

If yes, how is the suspension adjustable?

1.3 Rear Suspension

Supply a three quarter view of the rear suspension, with the wheel removed, showing all the components.



1.3.1 Is the rear suspension to original specifications and dimensions? YES NO

1.3.2 If the rear suspension is not to original specifications and dimensions, state the changes made and why

1.3.3 Type of suspension

Description of each component

(McPherson strut with lower arm and tension rod, unequal length wishbones, upper wishbone with lower arm and tension rod, upper and lower arms with radius rods, upper rocker with lower A arm, beam axle, upper camber arm with lower parallel arms with upper and lower radius rods, upper camber arm with lower reverse A arm with upper and lower radius rods, a wishbone that is bolted together is an arm with a tension, compression or radius rod)

1.3.4 Damper type TELESCOPIC LEVER FRICTION OTHER

1.3.5 Damper make

1.3.6 Damper material STEEL ALLOY

1.3.7 Is the damper adjustable? YES NO

If yes, how many adjusters?

1.3.8 Spring medium COIL LEAF TORSION BAR RUBBER HYDRO ELASTIC
AIR BAG OTHER

1.3.9 Does the vehicle have an anti-sway bar fitted? YES NO

If yes, what type? SOLID HOLLOW

Is the anti-sway bar adjustable? YES NO

If yes, how is it adjustable? SLIDE CLAMP BLADE HOLE AND ROSE JOINT

1.3.10 Is the vehicle fitted with adjustable suspension? YES NO

If yes, how is the suspension adjustable?

1.4 Steering

1.4.1 Manual or Power Steering? MANUAL POWER

1.4.2 Is the steering to original specifications? YES NO

1.4.3 If the steering is not to original specifications, state the changes made and why

1.4.4 Steering type RACK AND PINION WORM AND PEG RECIRCULATING BALL OTHER

1.4.5 Make

1.4.6 Power Steering, description of each component
(pump, pump drive, hoses, cooler, and actuator if other than steering type)

1.5 Brakes

1.5.1 Is the braking system to original specifications? YES NO

1.5.2 If the braking system is not to original specifications and dimensions, state the changes made and why

1.5.3 Master cylinder type SINGLE TWIN (TWO SINGLES SIDE BY SIDE WITH BALANCE BAR) TANDEM

1.5.4 Master cylinder make

1.5.5 Is the vehicle fitted with adjustable bias? YES NO

1.5.6 Is the vehicle fitted with a servo? YES NO

1.5.7 Brake type

	FRONT	DISC <input type="checkbox"/>	DRUM <input type="checkbox"/>
	REAR	DISC <input type="checkbox"/>	DRUM <input type="checkbox"/>

1.5.8 Brake dimensions

	FRONT	DIAMETER <input type="checkbox"/>	WIDTH <input type="checkbox"/>	UNITS	mm <input type="checkbox"/>	inches <input type="checkbox"/>
	REAR	DIAMETER <input type="checkbox"/>	WIDTH <input type="checkbox"/>	UNITS	mm <input type="checkbox"/>	inches <input type="checkbox"/>

1.5.9 Actuation method

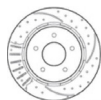
	FRONT	HYDRAULIC <input type="checkbox"/>	MECHANICAL <input type="checkbox"/>
	REAR	HYDRAULIC <input type="checkbox"/>	MECHANICAL <input type="checkbox"/>

Historic Certificate of Description Application

1.5.10 Drum/disc material	FRONT	CAST IRON	ALLOY
	REAR	CAST IRON	ALLOY
1.5.11 Brake shoe configuration	FRONT	SINGLE L/S	TWIN L/S
	REAR	SINGLE L/S	TWIN L/S
1.5.12 Caliper <i>The type of caliper is usually the numbers cast or stamped into the body. Otherwise the piston size.</i>	FRONT	MAKE	TYPE
	REAR	MAKE	TYPE
1.5.13 Caliper material	FRONT	CAST IRON	ALLOY
	REAR	CAST IRON	ALLOY
1.5.14 No. of cylinders/pots per wheel	FRONT		
	REAR		

Supply a side view of the disc and caliper assembly, for a drum brake show the shoes and cylinder.

One of the front assembly and one of the rear assembly.



SECTION 2 - Engine

2.1 Engine Specification and Location

Supply a three quarter view of the engine, inline engine from the intake side.



2.1.1 Is the engine to original specification and location? YES NO

2.1.2 If the engine is not to original specification and location, state the changes made and why

2.1.3 Engine Block

2.1.4 Is the engine block cast from the original pattern and material? YES NO

2.1.5 If the cylinder block is not from the original pattern and material, state the changes made and why

2.1.6 Engine make and model

2.1.7 Year

2.1.8 No. of Cylinders

2.1.9 Engine configuration VEE INLINE OPPOSED ROTARY TURBINE

2.1.10 Engine block material

2.1.11 Engine block casting no.

2.1.12 Stroke TWO FOUR

2.1.13 Bore size ORIGINAL UNITS mm inches

ACTUAL UNITS mm inches

2.1.14 Stroke ORIGINAL UNITS mm inches

ACTUAL UNITS mm inches

2.1.15 Engine capacity ORIGINAL cc

ACTUAL cc

2.1.16 Engine no.

2.2 Cylinder Head

2.2.1 Is the cylinder head cast from the original pattern and material? YES NO

2.2.2 If the cylinder head is not from the original pattern and material, state the changes made and why

2.2.3 Cylinder head make

2.2.4 Cylinder head material CAST IRON ALUMINIUM OTHER

2.2.5 Cylinder head casting no.

2.2.6 Head configuration OHV SOHC DOHC SV N/A OTHER

2.2.7 No. inlet valves/cylinder

2.2.8 No. exhaust valves/cylinder

2.2.9 No. inlet ports/head

2.2.10 No. exhaust ports/head

2.2.11 No. camshafts

2.2.12 Type of drive CHAIN BELT GEAR OTHER

2.2.13 Valve actuation method PUSHROD BUCKETS ROCKERS FINGERS OTHER

2.2.14 No. spark plugs per cylinder

2.3 Lubrication

2.3.1 Is the lubrication system to original specification? YES NO

2.3.2 If the lubrication system is not to original specifications, state the changes made and why

2.3.3 Type of sump fitted WET DRY

2.3.4 Oil tank location

2.3.5 Is the vehicle fitted with an oil cooler? NO YES, LOCATION

2.3.6 Oil pump type SPUR GEAR EPICYCLIC GEAR VANE OTHER

2.3.7 Oil pump location

2.4 Ignition System

2.4.1 Is the ignition system to specification, original type and make of the period? YES NO

2.4.2 If the ignition system is not to original specifications, state the changes made and why

2.4.3 Ignition type

COIL AND DISTRIBUTOR WITH POINTS	COIL AND DISTRIBUTOR WITH ELECTRONIC TRIGGER
TRANSISTORIZED WITH DISTRIBUTOR	PERIOD CDI WITH COIL AND DISTRIBUTOR
OTHER	

2.4.4 Ignition make

2.5 Engine Control Unit (ECU)

2.5.1 Is an ECU fitted? YES NO

2.5.1 Is the ECU system to specification, original type and make of the period? YES NO

2.5.2 If the ECU system is not to original specifications, state the changes made and why

2.5.4 ECU make

2.5.4 ECU model

2.5.5 Injector control


GROUP	BATCH	SEQUENTIAL
-------	-------	------------

2.5.6 Spark control? YES NO

2.5.7 Other features

2.6 Induction

Supply a three quarter view of the intake manifold, showing the Carburettor/throttle bodies including the actuation links/cables.



2.6.1 Is the induction system to original specification, original type and make of the period? YES NO

2.6.2 If the induction system is not to original specification, state the changes made and why

2.6.3 Carburettor make

Carburettor type

Carburettor size

No. carburettors fitted

2.6.4 Fuel injection make

Fuel injection type

MECHANICAL

ELECTRICAL

2.6.5 Throttle body type

BUTTERFLY

SLIDE

Throttle body size

Throttle body no.

2.7 Force Induction

Supply a view of the Turbo/Supercharger.



2.7.1 Force induction type

SUPERCHARGER

TURBOCHARGER

NONE

2.7.2 Make

2.7.3 Type

2.7.4 Drive method

SECTION 3 - Transmission

3.1 Clutch

3.1.1 Is the clutch to original specification? YES NO

3.1.2 If the clutch is not to original specification, state the changes made and why

3.1.3 Clutch make

Clutch type COIL DIAPHRAGM

3.1.4 Diameter

No. of plates

3.1.5 Actuation method MECHANICAL HYDRAULIC OTHER

3.2 Transmission

3.2.1 Is the transmission to original specification? YES NO

3.2.2 If the transmission is not to original specification, state the changes made and why

3.2.3 Transmission make

3.2.4 Transmission model

3.2.5 Transmission type SYNCHROMESH NON-SYNCHRO EPICYCLIC PRE-SELECTIVE
OTHER

3.2.6 Integral with final drive? YES NO

3.2.7 No. forward speeds

3.2.8 Ratios

3.2.9 Case material

3.3 Final Drive

3.3.1 Is the final drive to original specification? YES NO

3.3.2 If the final drive is not to original specification, state the changes made and why

3.3.3 Configuration FRONT REAR 4WD

3.3.4 Final drive type LIVE REAR AXLE SPRUNG UNIT COMBINED AS TRANSAXLE
OTHER

3.3.5 Final drive make
Final drive model

3.3.6 Differential type LIMITED SLIP FREE OTHER

3.4 Transmission Shafts

3.4.1 Is the system to original specification? YES NO

3.4.2 If the system is not to original specification, state the changes made and why

3.4.3 Type TORQUE TUBE OPEN TAILSHAFT TRANSAXLE TO WHEELS
OTHER

3.4.4 No. shafts

3.4.5 No. universal joints
Type of joints

3.5 Wheels

3.5.1 Are the wheels to original specification? YES NO

3.5.2 If the wheels are not to original specification, state the changes made and why

3.5.3 Wheel make

3.5.4 Wheel type STEEL DISK WIRE CAST ALLOY FORGED SPUN RIM
OTHER

3.5.4 Wheel material STEEL MAGNESIUM ALUMINIUM
OTHER

3.5.6 Construction ONE PIECE TWO PIECE THREE PIECE
Cast centre with split rims and wire wheels are three piece constructions.

If not one piece, what is the material of each section CENTRE
RIM

3.5.7 Attachment method STUDS KNOCK-ON CENTRE NUT OTHER

3.5.8 Original wheel dimensions FRONT BY UNITS mm inches
REAR BY UNITS mm inches

3.5.9 Current wheel dimensions FRONT BY UNITS mm inches
REAR BY UNITS mm inches

3.6 Tyres

3.6.1 Original make of tyre

Original model of tyre

3.6.2 Current make of tyre

Current model of tyre

3.6.3 Original tyre dimensions FRONT BY UNITS mm inches
REAR BY UNITS mm inches

3.6.4 Current tyre dimensions FRONT BY UNITS mm inches
REAR BY UNITS mm inches

SECTION 4 - General

4.1 Fuel System

4.1.1 Is the fuel system to original specification? YES NO

4.1.2 If the fuel system is not to original specification, state the changes made and why

4.1.3 Fuel type PETROL ALCOHOL METHANOL OTHER

4.1.4 Fuel tank location

4.1.5 Fuel tank capacity Litres

4.1.6 Fuel pump make

4.1.7 Type MECHANICAL ELECTRICAL OTHER

4.2 Electrical System

4.2.1 Is the electrical system to original specification? YES NO

4.2.2 If the electrical system is not to original specification, state the changes made and why

4.2.3 Type ALTERNATOR DYNAMO NEITHER

4.2.4 Battery voltage Volts

4.2.5 Battery location

4.2.6 Is the vehicle fitted with a starter motor? YES NO

If yes, what make

Starter type INERTIA PRE-ENGAGED OTHER

4.2.7 Is 2nd category (sports car) equipment fitted (lights)? YES NO

4.3 Bodywork

Supply a three quarter side view of the car, one from the front and one from the opposite side rear. Vehicle to be by itself with a clear/clean foreground and background.



4.3.1 Is the bodywork to original specification?

YES NO

4.3.2 If the bodywork is not to original specification, state the changes made and why

4.3.3 Body type CLOSED TOURING SPORTS RACING OTHER

4.3.4 Body material FIBREGLASS STEEL OTHER

4.3.5 No. seats

4.3.6 No. doors

4.4 Aerodynamic Aids (Groups P, Q, R and F5000 only)

4.4.1 Are the aerodynamic aids to original specification?

YES NO

4.4.2 If the aerodynamic aids are not to original specification, state the changes made and why

4.4.3 Height from floor FRONT UNITS mm inches

REAR UNITS mm inches

4.4.4 Depth, leading to trailing edge FRONT UNITS mm inches

REAR UNITS mm inches

4.4.5 Overall width FRONT UNITS mm inches

REAR UNITS mm inches

4.4.6 Leading edge distance from rear axle centre line UNITS mm inches

4.5 Dimensions

4.5.1 Are the dimensions to original specification? YES NO

4.5.2 If the dimensions are not to original specification, state the changes made and why

4.5.3 Track measurement FRONT UNITS mm inches

REAR UNITS mm inches

4.5.4 Wheelbase measurement UNITS mm inches

4.5.5 Overall length measurement UNITS mm inches

4.5.6 Weight (minimum) UNITS kg pounds

4.6 Safety Equipment

4.6.1 Fire extinguisher type ON BOARD SYSTEM HAND HELD OTHER

4.6.2 Fire Extinguisher location

4.6.3 Seat Belt type LAP SASH 4-POINT HARNESS 5-POINT HARNESS 6-POINT HARNESS

OTHER

4.6.4 Is the vehicle fitted with a safety cage/roll-over protection? YES proceed to section 4.6.5

NO proceed to section 4.6.6

4.6.5 Which safety cage regulation does the structure comply with?

Type B based on Motorsport Australia (CAMS) - 1973 requirements for size, attachment as per current Schedule J (form required)

Schedule J - Motorsport Australia Manual (form required)

Motorsport Australia Manual Historic Appendix 1.6 - 5th Category regulations (form required)

As previously Motorsport Australia (CAMS) log booked (log book or evidence required)
(Refer Motorsport Manual Technical Appendix J Safety Cage structures Article 4.1)

4.6.6 For Groups Ja, Ka and Lb. If no safety structure is fitted, please state why

Owners and drivers will be required to attest in writing their understanding of the additional risk of death or injury arising from their use of the car without rollover protection equipment.